

Authors	Energy Range (eV)	Technique	Temperature (K) RT unless specified	Sample				Data Presentation	Remarks Ce
				Film	X-tal	Bulk	Prep		
FZG67	102-115	Trans		x				μ	absorption measurements
ZFG67	50-520	Trans		x				μ	absorption measurements
HRS70	100-180	Trans		x			In	μ	absorption measurements with synchrotron radiation
GK72	95-160							μ	absorption measurements
MSB72	1.92		1100-1500					ϵ	emissivity of molten Ce
Pet72	1.55-6.2	Trans, Refl		x				T, R, σ	
ZTK72	0-50	Trans		x				$\text{Im}(\epsilon^{-1})$	energy loss spectroscopy
BKS74	873-906			x				μ	absorption measurements
Kun75	50-550	Trans		x				μ	absorption measurements with synchrotron radiation
SIS75	100-160	Trans		x				μ	absorption measurements
BKB76	1.92		>1000				x EP	ϵ_N	emissivity
WBR76	100-150		1600-1900					μ	absorption measurements with synchrotron radiation, vapor sample
KN77									review paper
Liu77									review paper covering band structure, optical and photoemission properties

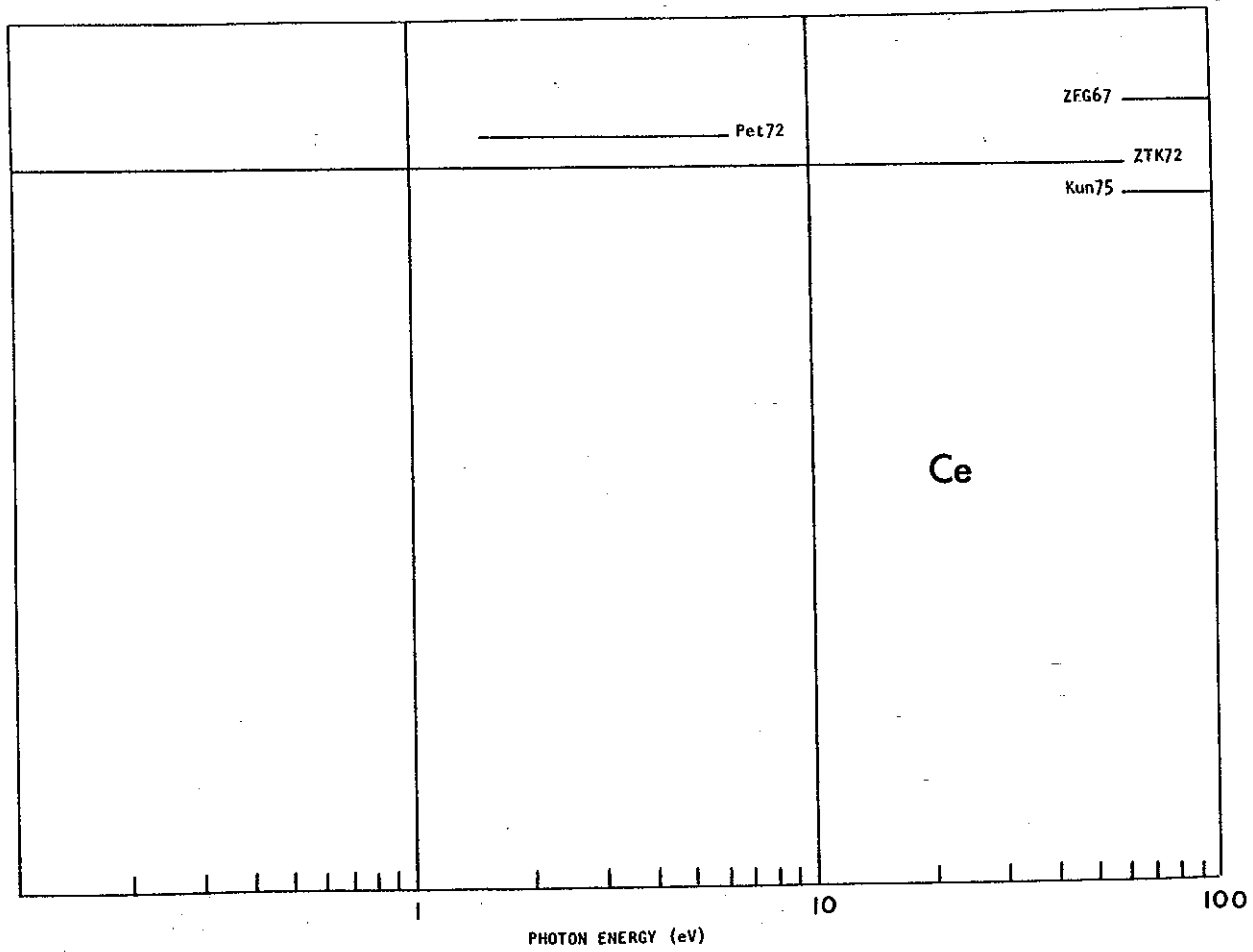


Fig. 35 Survey of available data on Ce.

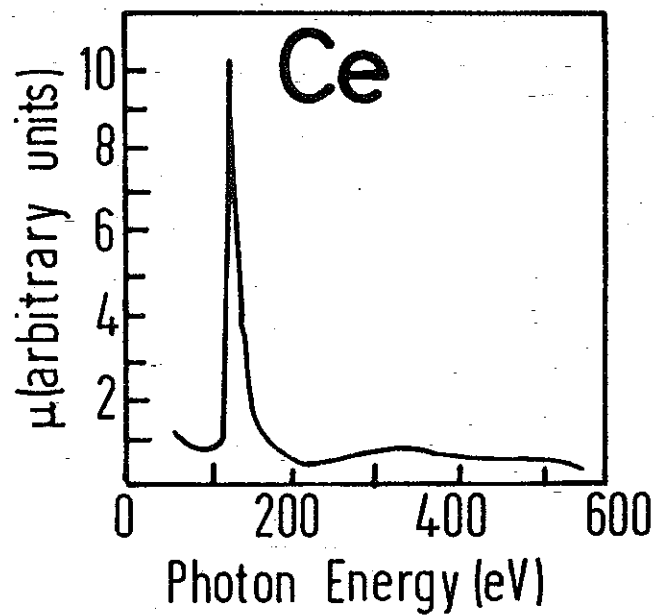
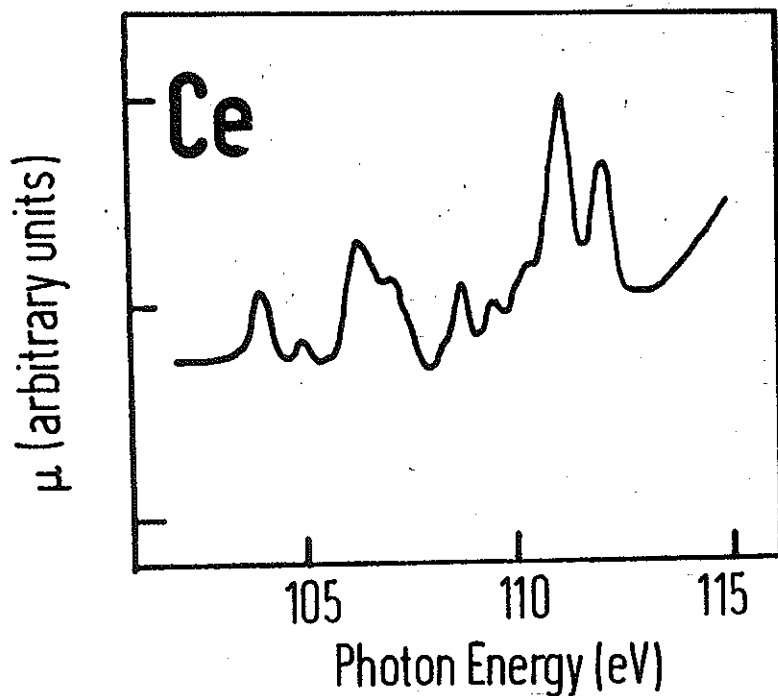


Fig. 36 Absorption coefficient for Ce. FZG67 show fine structure below the onset of the large maxima. Fine structure is interpolated by ZFG67 in the expanded energy range.